

Follies Farm Old Spots CC vs London New Zealand

on

Saturday 02 June 2018

at

scored by
match umpire(s)
match referee(s)
player of the match

Follies Farm Old Spots CC won by 7 wickets

Team **Follies Farm Old Spots CC**
Score **123 for 3**
Overs **28.4**
Players **Tom Gibson FFOSC**
Rich Brown FFOSC
Tim Palmer FFOSC
Ben Griffiths FFOSC
Guy Gibson FFOSC
Ben Mason FFOSC
Henry Grant FFOSC
Dave Rolland FFOSC
Tim Barton FFOSC
James Black FFOSC
Jake Hartman FFOSC

Team **London New Zealand**
Score **122 for 11**
Overs **33.0**
Players **Andrew Haines**
Tim McClean
Ben Fulton
Josh Wright (wk)
Sam Martin
Andrew Barkle
Richard Coury
Mike McClean
Gerard Walsh
Jeremy Child
Ben Walsh
Guy Walsh

Follies Farm Old Spots CC vs London New Zealand

London New Zealand INNINGS

Venue

Toss won by: London New Zealand

Sat 02-Jun-2018

| BATSMAN | RUNS | HOW OUT | R | B | M | 0s | 1s | 2s | 3s | 4s | 5s | 6s | SS | SR | |
|--------------------|--|---|---------------------------------|----|----|-------|----|-----|------|----|----|----|-----|------|--|
| 1 Andrew Haines |2.....4.W | lbw b Dave Rolland FFOSC | 6 | 15 | 15 | 13 | 1 | 1 | | | | | 13% | 40.0 | |
| 2 Tim McClean | 2.....11.....1.....W | b Jake Hartman FFOSC | 5 | 32 | 34 | 28 | 3 | 1 | | | | | 12% | 15.6 | |
| 3 Ben Fulton (LHB) | ...W | lbw b Henry Grant FFOSC | 0 | 4 | 8 | 4 | | | | | | | | 0.0 | |
| 4 Josh Wright (wk) | W | lbw b Henry Grant FFOSC | 0 | 1 | 0 | 1 | | | | | | | | 0.0 | |
| 5 Sam Martin |4.442141.....121W | lbw b James Black FFOSC | 24 | 27 | 24 | 17 | 4 | 2 | | 4 | | | 37% | 88.9 | |
| 6 Andrew Barkle |46W | c & b Tim Barton FFOSC | 10 | 21 | 27 | 19 | | | | 1 | | 1 | 10% | 47.6 | |
| 7 Richard Coury |2.....1.W | b James Black FFOSC | 3 | 18 | 14 | 16 | 1 | 1 | | | | | 11% | 16.7 | |
| 8 Mike McClean | ...4.W | c & b James Black FFOSC | 4 | 6 | 23 | 5 | | | | 1 | | | 17% | 66.7 | |
| 9 Gerard Walsh | ..W | c & b James Black FFOSC | 0 | 3 | 0 | 3 | | | | | | | | 0.0 | |
| 10 Jeremy Child | ..4.....1.....4.4...4.1.....14.12..11144...111 | not out | 40 | 45 | 37 | 27 | 10 | 1 | | 7 | | | 40% | 88.9 | |
| 11 Ben Walsh |1...2...1...2.W | b Ben Griffiths FFOSC | 6 | 18 | 13 | 14 | 2 | 2 | | | | | 22% | 33.3 | |
| 12 Guy Walsh |1.....1W | c Henry Grant FFOSC b Ben Griffiths FFOSC | 2 | 16 | 10 | 14 | 2 | | | | | | 12% | 12.5 | |
| 33.0 OVERS | | | EXTRAS: 22 (11wd 7nb 1lb 3b 0p) | | | TOTAL | | 122 | RUNS | | | | | | |

| FOW | 1 | 2 | 3 | 4 | 5 | 6 | 7 | 8 | 9 | 10 | 11 |
|--------|---------------|------------|-------------|-------------|------------|---------------|---------------|--------------|--------------|-----------|-----------|
| SCORE | 11 | 13 | 13 | 13 | 39 | 59 | 60 | 60 | 84 | 102 | 122 |
| OUT | Andrew Haines | Ben Fulton | Josh Wright | Tim McClean | Sam Martin | Andrew Barkle | Richard Coury | Gerard Walsh | Mike McClean | Ben Walsh | Guy Walsh |
| OVER | 4.4 | 7.2 | 7.3 | 10.1 | 15.1 | 18.2 | 19.2 | 19.5 | 23.4 | 28.4 | 32.6 |
| P'SHIP | 11 | 2 | 0 | 0 | 26 | 20 | 1 | 0 | 24 | 18 | 20 |

| BOWLER | 1 | 2 | 3 | 4 | 5 | 6 | 7 | 8 | 9 | 10 | 11 | 12 | 13 | 14 | 15 | O | M | R | W | WD | NB | ECON |
|---------------------|--------------------|-------------|-------------|--------|--------|--------|--------|--------|---|----|----|----|----|----|----|---|---|----|---|----|----|------|
| Dave Rolland FFOSC | R W WD NB | 3 1 | 4 1 1 | | | | | | | | | | | | | 5 | 3 | 9 | 1 | 2 | | 1.80 |
| Henry Grant FFOSC | R W WD NB | 3 | 1 | 2 | | | | | | | | | | | | 5 | 3 | 4 | 2 | | | 0.80 |
| Jake Hartman FFOSC | R W WD NB | 1 | 5 1 | 3 | 4 | | | | | | | | | | | 4 | 1 | 13 | 1 | 1 | | 3.25 |
| James Black FFOSC | R W WD NB | 15 | 1 | 1 | 2 3 | 4 2 | 4 2 | 4 1 | | | | | | | | 7 | | 42 | 4 | 5 | 7 | 6.00 |
| Tim Barton FFOSC | R W WD NB | 7 1 1 | 1 | 8 | 2 4 | | | | | | | | | | | 5 | | 23 | 1 | 1 | | 4.60 |
| Guy Gibson FFOSC | R W WD NB | | 7 | 1 | 9 | | | | | | | | | | | 4 | 1 | 17 | | | | 4.25 |
| Ben Griffiths FFOSC | R W WD NB | 2 1 | 3 1 | 3 1 | | | | | | | | | | | | 3 | | 10 | 2 | 2 | | 3.33 |

Follies Farm Old Spots CC vs London New Zealand

Follies Farm Old Spots CC INNINGS

Venue

Toss won by: London New Zealand

Sat 02-Jun-2018

| BATSMAN | RUNS | HOW OUT | R | B | M | 0s | 1s | 2s | 3s | 4s | 5s | 6s | SS | SR | |
|-----------------------|---|------------------------------|---------------------------------|----|----|-------|----|----|-----|------|----|----|-----|------|--|
| 1 Tom Gibson FFOSC | 2.....W | b Mike McClean | 2 | 9 | 8 | 8 | 1 | | | | | | 11% | 22.2 | |
| 2 Rich Brown FFOSC | ...W | c Gerard Walsh b Sam Martin | 0 | 4 | 1 | 4 | | | | | | | | 0.0 | |
| 3 Tim Palmer FFOSC | ...111.1.2..2.....1.....111.121..1.114..24...1.....4111..1 | not out | 38 | 72 | 94 | 47 | 18 | 4 | 3 | | | | 35% | 52.8 | |
| 4 Ben Griffiths FFOSC | ...1.....111...121.2...4.11.2.6.1..12...4.....W | c Josh Wright b Jeremy Child | 32 | 48 | 45 | 31 | 10 | 4 | 2 | 1 | | | 35% | 66.7 | |
| 5 Guy Gibson FFOSCC | | | | | | | | | | | | | | | |
| 6 Ben Mason FFOSC | ..4.....1.2...11..1.266.11..4...6 | not out | 36 | 43 | 44 | 30 | 6 | 2 | 2 | 3 | | | 30% | 83.7 | |
| 7 Henry Grant FFOSC | | | | | | | | | | | | | | | |
| 8 Dave Rolland FFOSC | | | | | | | | | | | | | | | |
| 9 Tim Barton FFOSC | | | | | | | | | | | | | | | |
| 10 James Black FFOSC | | | | | | | | | | | | | | | |
| 11 Jake Hartman FFOSC | | | | | | | | | | | | | | | |
| 28.4 OVERS | | | EXTRAS: 15 (10wd 4nb 1lb 0b 0p) | | | TOTAL | | | 123 | RUNS | | | | | |

| FOW | 1 | 2 | 3 | 4 | 5 | 6 | 7 | 8 | 9 | 10 |
|--------|------------------|------------------|---------------------|---|---|---|---|---|---|----|
| SCORE | 4 | 4 | 52 | | | | | | | |
| OUT | Rich Brown FFOSC | Tom Gibson FFOSC | Ben Griffiths FFOSC | | | | | | | |
| OVER | 1.4 | 2.1 | 15.6 | | | | | | | |
| P'SHIP | 4 | 0 | 48 | | | | | | | |

| BOWLER | 1 | 2 | 3 | 4 | 5 | 6 | 7 | 8 | 9 | 10 | 11 | 12 | 13 | 14 | 15 | O | M | R | W | WD | NB | ECON |
|--------------------|-----------------------------|--------|---|---|---|---|---|---|---|----|----|----|----|----|----|-----|---|----|---|----|----|-------|
| Mike McClean | R 2 W 2 WD 1 NB 2 | 2 1 | 4 | 1 | | | | | | | | | | | | 4 | | 11 | 1 | | 2 | 2.75 |
| Sam Martin (RFM) | R 1 W 1 WD 1 NB 1 | 1 | 5 | 3 | 4 | 1 | | | | | | | | | | 5 | 1 | 15 | 1 | 2 | | 3.00 |
| Gerard Walsh (RM) | R 6 W 1 WD 3 NB 1 | 1 | 1 | | | | | | | | | | | | | 3 | | 12 | | 4 | | 4.00 |
| Jeremy Child | R 2 W 9 WD 6 NB 1 | 9 | 6 | 1 | 3 | 1 | 2 | 3 | | | | | | | | 8 | | 28 | 1 | 1 | | 3.50 |
| Guy Walsh | R 1 W 6 WD 2 NB 1 | 6 | | | | | | | | | | | | | | 2 | | 9 | | 2 | | 4.50 |
| Ben Walsh (RM) | R 1 W 8 WD 1 NB 1 | 8 | | | | | | | | | | | | | | 2 | | 12 | | 1 | 2 | 6.00 |
| Andrew Barkle (OB) | R 4 W 1 WD 4 NB 7 | 1 | 4 | 7 | | | | | | | | | | | | 3.4 | | 16 | | | | 4.36 |
| Josh Wright (wk) | R 19 W 1 WD 1 NB 1 | 19 | | | | | | | | | | | | | | 1 | | 19 | | | | 19.00 |

Follies Farm Old Spots CC vs London New Zealand

London New Zealand INNINGS

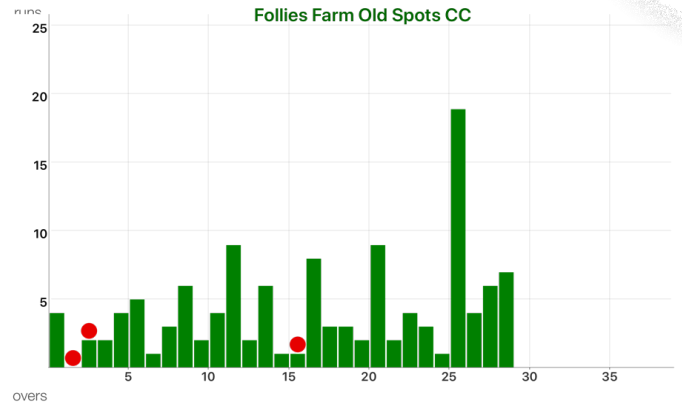
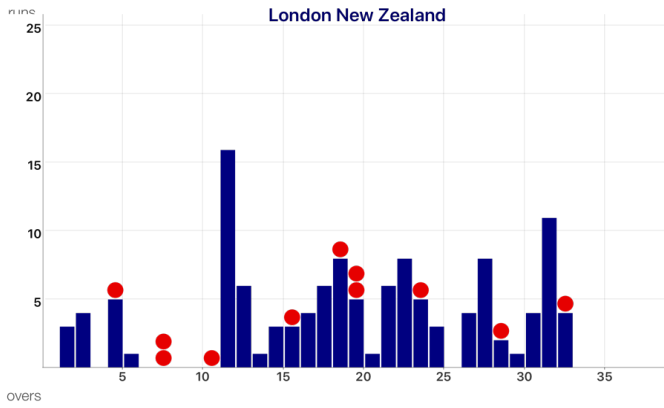
| O | RUNS | WKT | BOWLER | BALL BY BALL |
|----|------|-----|--------------------|-------------------------------|
| 1 | 0 | 0 | Dave Rolland | |
| 2 | 3 | 0 | Henry Grant FFOSC2 | 1 |
| 3 | 7 | 0 | Dave Rolland | 1 2 1wd |
| 4 | 7 | 0 | Henry Grant FFOSC | |
| 5 | 12 | 1 | Dave Rolland | . 4 . W 1wd . . |
| 6 | 13 | 1 | Henry Grant FFOSC | 1 |
| 7 | 13 | 1 | Dave Rolland | |
| 8 | 13 | 3 | Henry Grant FFOSC | . W |
| 9 | 13 | 3 | Dave Rolland | |
| 10 | 13 | 3 | Henry Grant FFOSC | |
| 11 | 13 | 4 | Jake Hartman | W |
| 12 | 29 | 4 | James Black | . 4 . 4 1nb-4 2 1 |
| 13 | 35 | 4 | Jake Hartman | 4 1 . 1wd . . . |
| 14 | 36 | 4 | James Black | 1 |
| 15 | 39 | 4 | Jake Hartman | 2 1 |
| 16 | 42 | 5 | James Black | W . . 2b-1nb . . . |
| 17 | 46 | 5 | Jake Hartman | 4 |
| 18 | 52 | 5 | James Black | 1wd 1wd 1nb-2 . 1wd . |
| 19 | 60 | 6 | Tim Barton FFOSC | 6 1wd W . . 1 . |
| 20 | 65 | 8 | James Black | . W . . W 1nb 4 . |
| 21 | 66 | 8 | Tim Barton FFOSC | 1 |
| 22 | 72 | 8 | James Black | . 1wd 1wd 4 |
| 23 | 80 | 8 | Tim Barton FFOSC | . 4 . . 4 . |
| 24 | 85 | 9 | James Black | . 4 . W . 1nb . |
| 25 | 88 | 9 | Tim Barton FFOSC | 1 . 1 1by . . |
| 26 | 88 | 9 | Guy Gibson | |
| 27 | 92 | 9 | Tim Barton FFOSC | . 2 . . 1 1 |
| 28 | 100 | 9 | Guy Gibson | 4 . 1 . 1lb 2 |
| 29 | 102 | 10 | Ben Griffiths | . 2 . W . . |
| 30 | 103 | 10 | Guy Gibson | . . 1 . . . |
| 31 | 107 | 10 | Ben Griffiths | 1 . . 1 1wd 1 . |
| 32 | 118 | 10 | Guy Gibson | 4 4 . 1by 1by 1 . . |
| 33 | 122 | 11 | Ben Griffiths | 1 . 1wd . 1 1 W |

Follies Farm Old Spots CC INNINGS

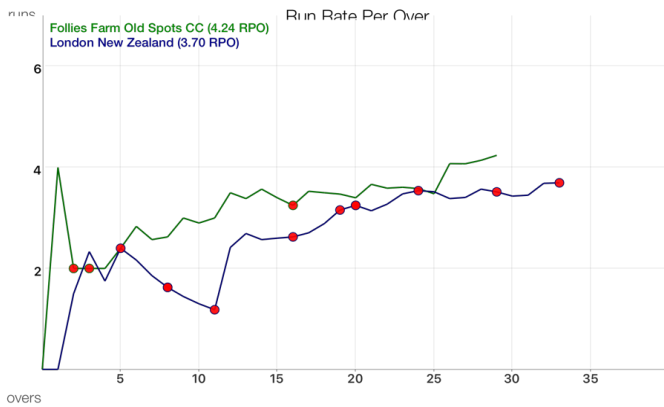
| O | RUNS | WKT | BOWLER | BALL BY BALL |
|----|------|-----|---------------|-------------------------|
| 1 | 4 | 0 | Mike McClean | 2 1nb 1nb |
| 2 | 4 | 1 | Sam Martin | . . . W . . |
| 3 | 6 | 2 | Mike McClean | W . . . 1 1 |
| 4 | 8 | 2 | Sam Martin | 1wd 1 |
| 5 | 12 | 2 | Mike McClean | 1 1 . 1 1 . |
| 6 | 17 | 2 | Sam Martin | 1 2 . . 2 . |
| 7 | 18 | 2 | Mike McClean | . . . 1 . . |
| 8 | 21 | 2 | Sam Martin | 2 1 |
| 9 | 27 | 2 | Gerard Walsh | . 2 . . 4 . |
| 10 | 29 | 2 | Jeremy Child | 1 1 |
| 11 | 33 | 2 | Gerard Walsh | 1wd 1 . 1wd . . 1wd . . |
| 12 | 42 | 2 | Jeremy Child | . 2 . 6 . 1 |
| 13 | 44 | 2 | Gerard Walsh | 1wd . . 1 . . . |
| 14 | 50 | 2 | Jeremy Child | 2 4 |
| 15 | 51 | 2 | Guy Walsh | . . . 1 . . |
| 16 | 52 | 3 | Jeremy Child | 1 W |
| 17 | 60 | 3 | Guy Walsh | 1 . 4 . 2wd . 1 |
| 18 | 63 | 3 | Jeremy Child | 2 1 |
| 19 | 66 | 3 | Ben Walsh | . 1nb 1wd 1 |
| 20 | 68 | 3 | Jeremy Child | 1wd . 1 |
| 21 | 77 | 3 | Ben Walsh | 1nb-1 . 1 4 . . 2 |
| 22 | 79 | 3 | Jeremy Child | . 2 |
| 23 | 83 | 3 | Andrew Barkle | 4 |
| 24 | 86 | 3 | Jeremy Child | 1 . . 1 1 . |
| 25 | 87 | 3 | Andrew Barkle | . . 1 . . . |
| 26 | 106 | 3 | Josh Wright | . 4 1 2 6 6 |
| 27 | 110 | 3 | Andrew Barkle | . 1 1 1 1 . |
| 28 | 116 | 3 | Sam Martin | 1lb . 4 1wd . . . |
| 29 | 123 | 3 | Andrew Barkle | . 1 . 6 |

Follies Farm Old Spots CC vs London New Zealand

Manhattan



WORM



Follies Farm Old Spots CC vs London New Zealand

Batsmans Stats.

| BATSMAN | TEAM | R | B | MIN | 4s | 6s | SR | SS | N/O | 50s | 100s |
|-----------------------|---------------------------|----|----|-----|----|----|------|-------|-----|-----|------|
| 1 Jeremy Child | London New Zealand | 40 | 45 | 37 | 7 | | 88.9 | 42.2% | 1 | | |
| 2 Tim Palmer FFOSC | Follies Farm Old Spots CC | 38 | 72 | 94 | 3 | | 52.8 | 36.1% | 1 | | |
| 3 Ben Mason FFOSC | Follies Farm Old Spots CC | 36 | 43 | 44 | 2 | 3 | 83.7 | 27.9% | 1 | | |
| 4 Ben Griffiths FFOSC | Follies Farm Old Spots CC | 32 | 48 | 45 | 2 | 1 | 66.7 | 35.4% | | | |
| 5 Sam Martin | London New Zealand | 24 | 27 | 24 | 4 | | 88.9 | 37.0% | | | |
| 6 Andrew Barkle | London New Zealand | 10 | 21 | 27 | 1 | 1 | 47.6 | 9.5% | | | |
| 7 Andrew Haines | London New Zealand | 6 | 15 | 15 | 1 | | 40.0 | 13.3% | | | |
| 8 Ben Walsh | London New Zealand | 6 | 18 | 13 | | | 33.3 | 27.8% | | | |
| 9 Tim McClean | London New Zealand | 5 | 32 | 34 | | | 15.6 | 12.5% | | | |
| 10 Mike McClean | London New Zealand | 4 | 6 | 23 | 1 | | 66.7 | 16.7% | | | |
| 11 Richard Coury | London New Zealand | 3 | 18 | 14 | | | 16.7 | 16.7% | | | |
| 12 Tom Gibson FFOSC | Follies Farm Old Spots CC | 2 | 9 | 8 | | | 22.2 | 33.3% | | | |
| 13 Guy Walsh | London New Zealand | 2 | 16 | 10 | | | 12.5 | 12.5% | | | |
| 14 Josh Wright | London New Zealand | 0 | 1 | | | | 0.0 | | | | |
| 15 Gerard Walsh | London New Zealand | 0 | 3 | | | | 0.0 | | | | |
| 16 Ben Fulton | London New Zealand | 0 | 4 | 8 | | | 0.0 | | | | |
| 17 Rich Brown FFOSC | Follies Farm Old Spots CC | 0 | 4 | 1 | | | 0.0 | | | | |

Bowlers Stats.

| BOWLER | TEAM | W | R | O | M | B | WD | NB | CT | ST | ECON | AVG | SR |
|-----------------------|---------------------------|---|----|-----|---|----|----|----|----|----|-------|-------|-------|
| 1 James Black FFOSC | Follies Farm Old Spots CC | 4 | 42 | 7.0 | | 43 | 5 | 7 | 2 | | 6.00 | 10.50 | 10.75 |
| 2 Henry Grant FFOSC | Follies Farm Old Spots CC | 2 | 4 | 5.0 | 3 | 30 | | | 1 | | 0.80 | 2.00 | 15.00 |
| 3 Ben Griffiths FFOSC | Follies Farm Old Spots CC | 2 | 10 | 3.0 | | 18 | 2 | | | | 3.33 | 5.00 | 9.00 |
| 4 Dave Rolland FFOSC | Follies Farm Old Spots CC | 1 | 9 | 5.0 | 3 | 30 | 2 | | | | 1.80 | 9.00 | 30.00 |
| 5 Mike McClean | London New Zealand | 1 | 11 | 4.0 | | 24 | | 2 | | | 2.75 | 11.00 | 24.00 |
| 6 Jake Hartman FFOSC | Follies Farm Old Spots CC | 1 | 13 | 4.0 | 1 | 24 | 1 | | | | 3.25 | 13.00 | 24.00 |
| 7 Sam Martin | London New Zealand | 1 | 15 | 5.0 | 1 | 30 | 2 | | | | 3.00 | 15.00 | 30.00 |
| 8 Tim Barton FFOSC | Follies Farm Old Spots CC | 1 | 23 | 5.0 | | 30 | 1 | | 1 | | 4.60 | 23.00 | 30.00 |
| 9 Jeremy Child | London New Zealand | 1 | 28 | 8.0 | | 48 | 1 | | | | 3.50 | 28.00 | 48.00 |
| 10 Guy Walsh | London New Zealand | | 9 | 2.0 | | 12 | 2 | | | | 4.50 | | |
| 11 Gerard Walsh | London New Zealand | | 12 | 3.0 | | 18 | 4 | | 1 | | 4.00 | | |
| 12 Ben Walsh | London New Zealand | | 12 | 2.0 | | 12 | 1 | 2 | | | 6.00 | | |
| 13 Andrew Barkle | London New Zealand | | 16 | 3.4 | | 22 | | | | | 4.36 | | |
| 14 Guy Gibson FFOSC | Follies Farm Old Spots CC | | 17 | 4.0 | 1 | 26 | | | | | 4.25 | | |
| 15 Josh Wright | London New Zealand | | 19 | 1.0 | | 6 | | | 1 | | 19.00 | | |