

Royal Household CC vs London New Zealand

on

Saturday 02 September 2017

at

Frogmore

scored by **David Easter / Guy**
match umpire(s) **Phil Audaer / Marti**
match referee(s)
player of the match

London New Zealand won by 54 runs

Team **Royal Household CC**
Score **64 for 10**
Overs **35.1**
Players **Andy Crofts**
Tom Skirrow
Christopher Moore
Nathan Gee (wk)
Craig Burns
Gary Jones
Dave Gander
A Arooran
Glenn Morrissy
Steve Nutt (c)
Paul Massey

Team **London New Zealand**
Score **118 for 9**
Overs **46.0**
Players **Richard Lambie (wk)**
Andrew Haines
Ben Fulton
Adam Khanbai
Justin Frederickson
Hamish Laing
Tony Penman
Richard Fish
Adam Horvarth
Vaughan Robertson
Gerrad Walsh (c)

Royal Household CC vs London New Zealand

London New Zealand INNINGS

Venue **Frogmore**Toss won by: **Royal Household CC**

Sat 02-Sep-2017

BATSMAN	RUNS	HOW OUT	R	B	M	0s	1s	2s	3s	4s	5s	6s	SS	SR	
1 Richard Lambie (wk)	.1.W	lbw b Steve Nutt	1	4	4	3	1						25%	25.0	
2 Andrew Haines1..21.4..4...4.....W	b Glenn Morrissy	16	28	33	22	2	1	3				21%	57.1	
3 Ben Fulton (LHB)1.4W	c Gary Jones b Steve Nutt	5	9	7	7	1		1				22%	55.6	
4 Adam Khanbai (LHB)	2.....4..4...6W	c Craig Burns b A Arooran	16	17	25	13		1	2		1		24%	94.1	
5 Justin Frederickson1.....424..1.1.....	c Christopher Moore b Andy Crofts	20	73	84	64	4	2	3				12%	27.4	
6 Hamish Laing	.4..2.214...1...W	b Glenn Morrissy	14	18	16	12	2	2	2				33%	77.8	
7 Tony Penman (LHB)4.1.....1...1.2.1.....11..11..W	c Craig Burns b Christopher Moore	14	54	64	44	8	1	1				19%	25.9	
8 Richard Fish1..2.....W	c Gary Jones b Andy Crofts	3	25	21	23	1	1					8%	12.0	
9 Adam Horvarth	4.....1.....21..11...1..W	c Nathan Gee b Andy Crofts	11	27	37	20	5	1	1				26%	40.7	
10 Vaughan Robertson	..3.....1..1...1.11..21	not out	11	22	18	14	6	1	1				36%	50.0	
11 Gerrad Walsh (c)															
46.0 OVERS			EXTRAS: 7 (4wd 1nb 1lb 1b 0p)			TOTAL		118	RUNS						

FOW	1	2	3	4	5	6	7	8	9	10
SCORE	1	7	34	41	56	91	91	101	118	
OUT	Richard Lambie	Ben Fulton	Andrew Haines	Adam Khanbai	Hamish Laing	Justin Frederickson	Tony Penman	Richard Fish	Adam Horvarth	
OVER	1.2	3.3	8.4	9.5	14.4	33.1	34.3	39.5	45.6	
P'SHIP	1	6	27	7	15	35	0	10	17	

BOWLER	1	2	3	4	5	6	7	8	9	10	11	12	13	14	15	O	M	R	W	WD	NB	ECON
Glenn Morrissy	1	2	3	4	1		3	1		2	3					11	4	19	2		1	1.73
Steve Nutt (c) (RM)	1	6	8	8												4	1	22	2			5.50
A Arooran	6	6	5	1	5	10										7		35	1	2		5.00
Paul Massey			2	3												5	3	5				1.00
Andy Crofts	2			1	3	1	1	1	1	1	2	3				12	4	15	3	1		1.25
Christopher Moore		5	2	4	2		6									7	2	20	1	1		2.86

Royal Household CC vs London New Zealand

Royal Household CC INNINGS

Venue **Frogmore**Toss won by: **Royal Household CC**

Sat 02-Sep-2017

BATSMAN	RUNS	HOW OUT	R	B	M	0s	1s	2s	3s	4s	5s	6s	SS	SR	
1 Andy Crofts	2.....21..1.3.....1...W	c Richard Lambie b Adam Horvarth	10	30	29	24	3	2	1				20%	33.3	
2 Tom Skirrow	...2..1-	run out (Vaughan Robertson)	3	7	7	5	1	1					29%	42.9	
3 Christopher Moore	.1.....1W	lbw b Tony Penman	2	20	27	18	2						10%	10.0	
4 Nathan Gee (wk)	W	b Adam Horvarth	0	1	0	1								0.0	
5 Craig Burns	...W	b Adam Horvarth	0	4	1	4								0.0	
6 Gary Jones	...1.....2..4..2...4.....4.1..W	b Ben Fulton	18	53	69	46	2	2	3				13%	34.0	
7 Dave Gander2W	b Tony Penman	2	15	19	14	1						7%	13.3	
8 A Arooran	...4...4.....W	c Vaughan Robertson b Ben Fulton	8	24	28	22			2				8%	33.3	
9 Glenn Morrissy	..1W	b Vaughan Robertson	1	4	2	3	1						25%	25.0	
10 Steve Nutt (c)1.....4.....	not out	5	36	28	34	1		1				6%	13.9	
11 Paul Massey1.....1W	b Gerrad Walsh	2	20	18	18	2						10%	10.0	
35.1 OVERS			EXTRAS: 13 (3wd 2nb 2lb 6b 0p)			TOTAL			64	RUNS					

FOW	1	2	3	4	5	6	7	8	9	10
SCORE	8	17	17	17	19	26	49	54	57	64
OUT	Tom Skirrow	Andy Crofts	Nathan Gee	Craig Burns	Christopher Moore	Dave Gander	A Arooran	Glenn Morrissy	Gary Jones	Paul Massey
OVER	3.2	7.5	7.6	9.4	10.5	16.2	24.1	25.1	28.3	35.1
P'SHIP	8	9	0	0	2	7	23	5	3	7

BOWLER	1	2	3	4	5	6	7	8	9	10	11	12	13	14	15	O	M	R	W	WD	NB	ECON
Tony Penman	2	2	4	1		2			6							9	3	17	2			1.89
Adam Horvarth	2	3		2	1			2	6	4						10	4	21	3	2	2	2.10
Ben Fulton	4		1	5	2	1		1	1							9	4	13	2			1.44
Vaughan Robertson			1	1	4											6	4	5	1	1		0.83
Gerrad Walsh (c)		1														1.1	1		1			0.00

Royal Household CC vs London New Zealand

London New Zealand INNINGS

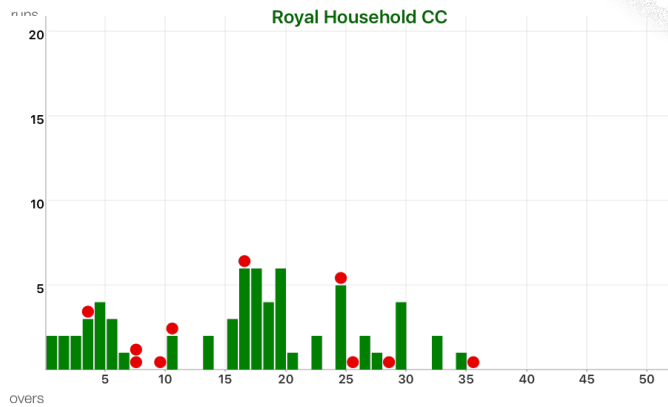
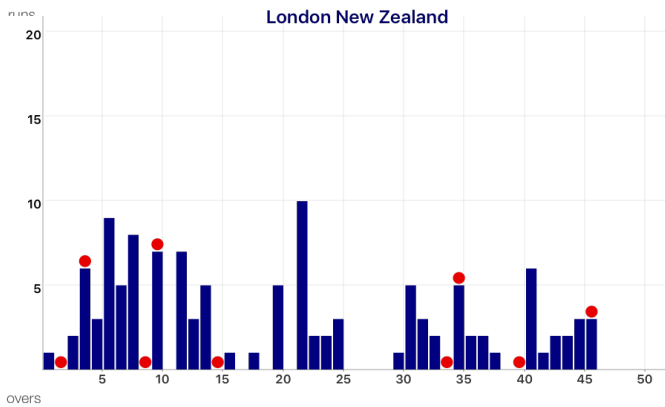
O	RUNS	WKT	BOWLER	BALL BY BALL
1	1	0	Glenn Morrissy	. 1
2	1	1	Steve Nutt	. W
3	3	1	Glenn Morrissy	. . 1 . 1 .
4	9	2	Steve Nutt	. 4 W 2 . .
5	12	2	Glenn Morrissy	. 2 1 . . .
6	21	2	Steve Nutt	. 4 . . 4 1by
7	26	2	Glenn Morrissy	. . 4 . . 1nb .
8	34	2	Steve Nutt	. . 4 . . 4
9	34	3	Glenn Morrissy	. . . W . .
10	41	4	A Arooran	1wd . . . 6 W .
11	41	4	Glenn Morrissy
12	48	4	A Arooran	4 . . 2 1lb .
13	51	4	Glenn Morrissy	2 1
14	56	4	A Arooran	4 1
15	56	5	Glenn Morrissy	. . . W . .
16	57	5	A Arooran	1wd
17	57	5	Glenn Morrissy
18	58	5	A Arooran 1 .
19	58	5	Paul Massey
20	63	5	A Arooran	. . 4 . . 1 .
21	63	5	Paul Massey
22	73	5	A Arooran	. . . 4 2 4
23	75	5	Paul Massey	1 . . 1 . .
24	77	5	Andy Crofts	. 1 . . 1 .
25	80	5	Paul Massey	. 2 . 1 . .
26	80	5	Andy Crofts
27	80	5	Paul Massey
28	80	5	Andy Crofts
29	80	5	Christopher Moore
30	81	5	Andy Crofts	. . . 1 . .
31	86	5	Christopher Moore	1 . . 4 . .
32	89	5	Andy Crofts	. . 1 . 2 .
33	91	5	Christopher Moore	1 1
34	91	6	Andy Crofts	W
35	96	7	Christopher Moore	. . W 4 . 1wd .
36	98	7	Andy Crofts	. . 1wd . . 1 .
37	100	7	Christopher Moore	. . 2 . . .
38	101	7	Andy Crofts	. 1
39	101	7	Christopher Moore
40	101	8	Andy Crofts W .
41	107	8	Christopher Moore	. . 2 1 . 3
42	108	8	Andy Crofts 1 .
43	110	8	Glenn Morrissy	. . 1 . 1 .
44	112	8	Andy Crofts	1 . . 1 . .
45	115	8	Glenn Morrissy	. 1 . 1 1 .
46	118	9	Andy Crofts	. . 2 1 . W

Royal Household CC INNINGS

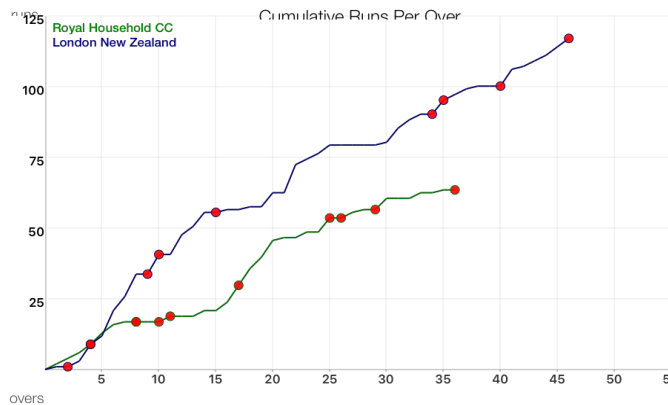
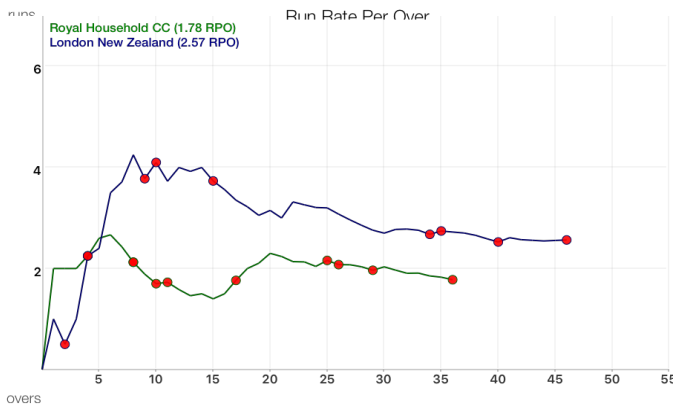
O	RUNS	WKT	BOWLER	BALL BY BALL
1	2	0	Tony Penman	2
2	4	0	Adam Horvarth	. . . 2 . .
3	6	0	Tony Penman 2
4	9	1	Adam Horvarth	1 1W . . 1 .
5	13	1	Tony Penman	. 3 1 . . .
6	16	1	Adam Horvarth	. 1nb 2by
7	17	1	Tony Penman	. . . 1 . .
8	17	3	Adam Horvarth W W
9	17	3	Tony Penman
10	17	4	Adam Horvarth	. . . W . .
11	19	5	Tony Penman	. 1 . 1 W .
12	19	5	Adam Horvarth
13	19	5	Tony Penman
14	21	5	Adam Horvarth	2lb
15	21	5	Tony Penman
16	24	5	Adam Horvarth 1wd 2 .
17	30	6	Tony Penman	2 W . . . 4
18	36	6	Adam Horvarth	. 4 . . 2 .
19	40	6	Ben Fulton	. . . 4 . . .
20	46	6	Adam Horvarth	. . . 1nb-4 . . 1wd .
21	47	6	Ben Fulton	. . 1by . . .
22	47	6	Vaughan Robertson
23	49	6	Ben Fulton	. 2by
24	49	6	Vaughan Robertson
25	54	7	Ben Fulton	W . . 1 4 .
26	54	8	Vaughan Robertson	W
27	56	8	Ben Fulton	1 1
28	57	8	Vaughan Robertson	. . . 1wd . .
29	57	9	Ben Fulton	. . W . . .
30	61	9	Vaughan Robertson	. . . 4 . .
31	61	9	Ben Fulton
32	61	9	Vaughan Robertson
33	63	9	Ben Fulton	. . 1 1by . .
34	63	9	Gerrad Walsh
35	64	9	Ben Fulton 1 .
36	64	10	Gerrad Walsh	W

Royal Household CC vs London New Zealand

Manhattan

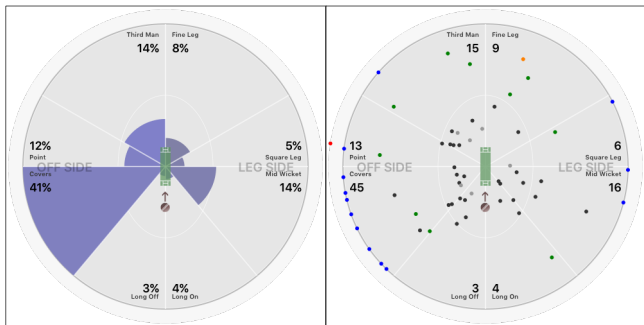


WORM

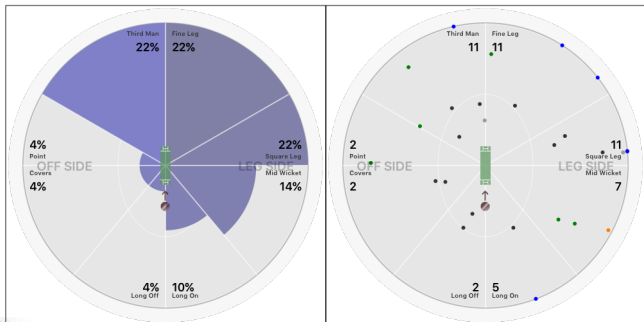


Wagon Wheel

LONDON NEW ZEALAND Batting (ROYAL HOUSE)



ROYAL HOUSEHOLD CC Batting (LONDON NEW)



Royal Household CC vs London New Zealand

Batsmans Stats.

BATSMAN	TEAM	R	B	MIN	4s	6s	SR	SS	N/O	50s	100s
1 Justin Frederickson	London New Zealand	20	73	84	3		27.4	12.3%			
2 Gary Jones	Royal Household CC	18	53	69	3		34.0	13.2%			
3 Adam Khanbai	London New Zealand	16	17	25	2	1	94.1	23.5%			
4 Andrew Haines	London New Zealand	16	28	33	3		57.1	25.0%			
5 Hamish Laing	London New Zealand	14	18	16	2		77.8	33.3%			
6 Tony Penman	London New Zealand	14	54	64	1		25.9	18.5%			
7 Vaughan Robertson	London New Zealand	11	22	18			50.0	36.4%	1		
8 Adam Horvarth	London New Zealand	11	27	37	1		40.7	25.9%			
9 Andy Crofts	Royal Household CC	10	30	29			33.3	20.0%			
10 A Arooran	Royal Household CC	8	24	28	2		33.3	8.3%			
11 Ben Fulton	London New Zealand	5	9	7	1		55.6	22.2%			
12 Steve Nutt	Royal Household CC	5	36	28	1		13.9	5.6%	1		
13 Tom Skirrow	Royal Household CC	3	7	7			42.9	28.6%			
14 Richard Fish	London New Zealand	3	25	21			12.0	8.0%			
15 Dave Gander	Royal Household CC	2	15	19			13.3	6.7%			
16 Christopher Moore	Royal Household CC	2	20	27			10.0	15.0%			
17 Paul Massey	Royal Household CC	2	20	18			10.0	10.0%			
18 Glenn Morrissy	Royal Household CC	1	4	2			25.0	25.0%			
19 Richard Lambie	London New Zealand	1	4	4			25.0	25.0%			
20 Nathan Gee	Royal Household CC	0	1				0.0				
21 Craig Burns	Royal Household CC	0	4	1			0.0				

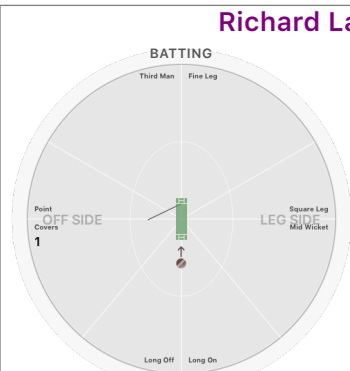
Bowlers Stats.

BOWLER	TEAM	W	R	O	M	B	WD	NB	CT	ST	ECON	AVG	SR
1 Andy Crofts	Royal Household CC	3	15	12.0	4	72	1				1.25	5.00	24.00
2 Adam Horvarth	London New Zealand	3	21	10.0	4	60	2	2			2.10	7.00	20.00
3 Ben Fulton	London New Zealand	2	13	9.0	4	55					1.44	6.50	27.50
4 Tony Penman	London New Zealand	2	17	9.0	3	54					1.89	8.50	27.00
5 Glenn Morrissy	Royal Household CC	2	19	11.0	4	66		1			1.73	9.50	33.00
6 Steve Nutt	Royal Household CC	2	22	4.0	1	24					5.50	11.00	12.00
7 Gerrad Walsh	London New Zealand	1		1.1	1	7							7.00
8 Vaughan Robertson	London New Zealand	1	5	6.0	4	36	1		1		0.83	5.00	36.00
9 Christopher Moore	Royal Household CC	1	20	7.0	2	42	1		1		2.86	20.00	42.00
10 A Arooran	Royal Household CC	1	35	7.0		42	2				5.00	35.00	42.00
11 Paul Massey	Royal Household CC		5	5.0	3	30					1.00		

Royal Household CC vs London New Zealand

London New Zealand

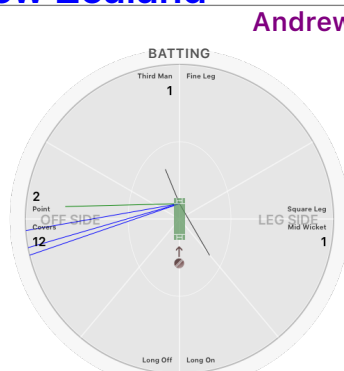
Richard Lambie (wk)



BATTING STATS.

Runs **1**
 Balls **4**
 0s **3**
 1s **1**
 2s
 3s
 4s
 5s
 6s
 SR **25.0**

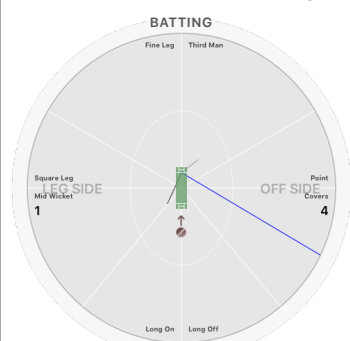
Andrew Haines



BATTING STATS.

Runs **16**
 Balls **28**
 0s **22**
 1s **2**
 2s **1**
 3s
 4s **3**
 5s
 6s
 SR **57.1**

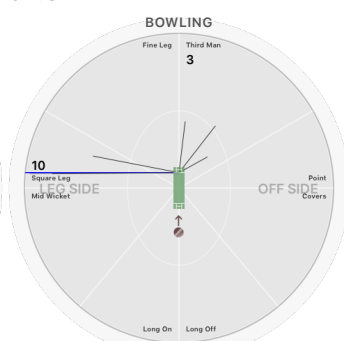
Ben Fulton



BATTING STATS.

Runs **5**
 Balls **9**
 0s **7**
 1s **1**
 2s
 3s
 4s **1**
 5s
 6s
 SR **55.6**

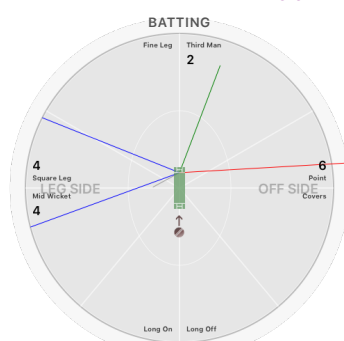
BOWLING



BOWLING STATS.

Over **9.0**
 Maiden **4**
 Run **13**
 Wicket **2**
 Wide
 No Ball
 Econ. **1.4**

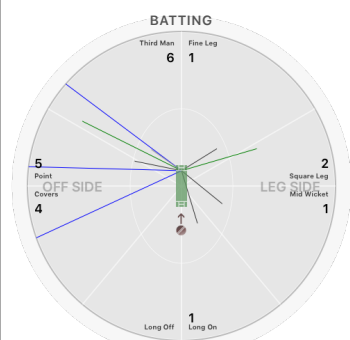
Adam Khanbai



BATTING STATS.

Runs **16**
 Balls **17**
 0s **13**
 1s
 2s **1**
 3s
 4s **2**
 5s
 6s **1**
 SR **94.1**

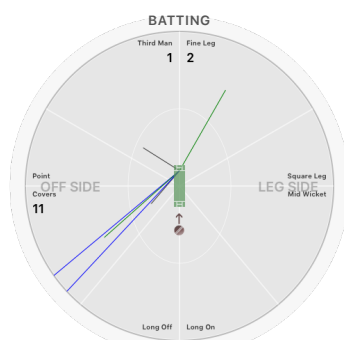
Justin Frederickson



BATTING STATS.

Runs **20**
 Balls **73**
 0s **64**
 1s **4**
 2s **2**
 3s
 4s **3**
 5s
 6s
 SR **27.4**

Hamish Laing



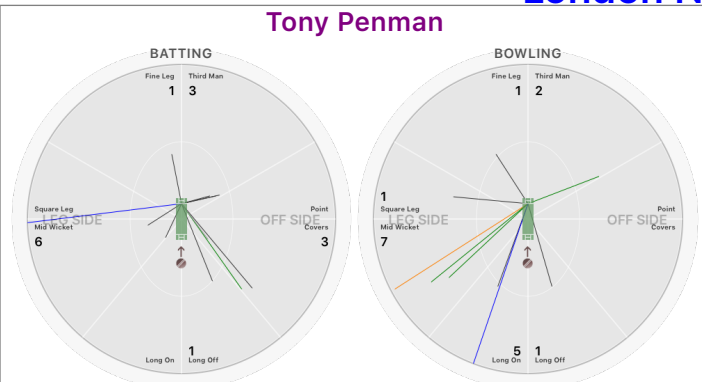
BATTING STATS.

Runs **14**
 Balls **18**
 0s **12**
 1s **2**
 2s **2**
 3s
 4s **2**
 5s
 6s
 SR **77.8**

Royal Household CC vs London New Zealand

London New Zealand

Tony Penman



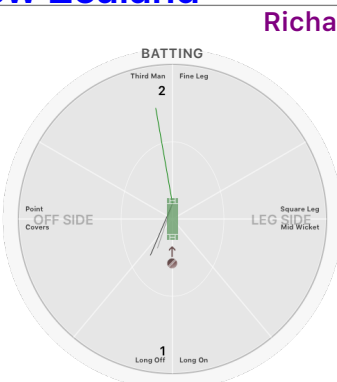
BATTING STATS.

Runs **14**
 Balls **54**
 0s **44**
 1s **8**
 2s **1**
 3s
 4s **1**
 5s
 6s
 SR **25.9**

BOWLING STATS.

Over **9.0**
 Maiden **3**
 Run **17**
 Wicket **2**
 Wide
 No Ball
 Econ. **1.9**

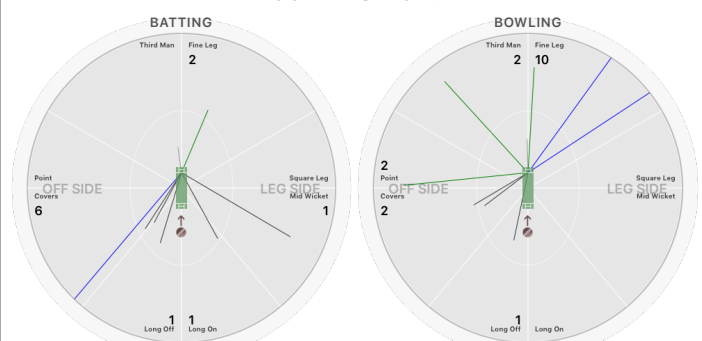
Richard Fish



BATTING STATS.

Runs **3**
 Balls **25**
 0s **23**
 1s **1**
 2s **1**
 3s
 4s
 5s
 6s
 SR **12.0**

Adam Horvarth



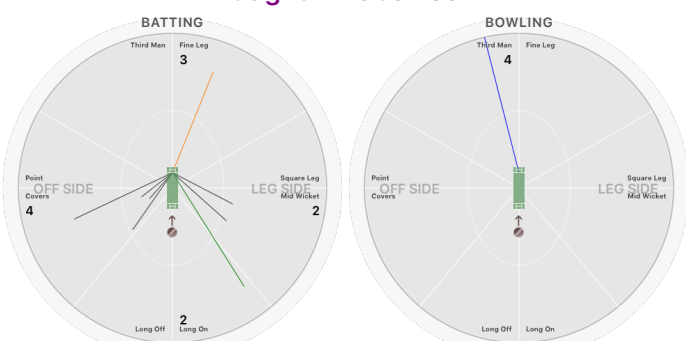
BATTING STATS.

Runs **11**
 Balls **27**
 0s **20**
 1s **5**
 2s **1**
 3s
 4s **1**
 5s
 6s
 SR **40.7**

BOWLING STATS.

Over **10.0**
 Maiden **4**
 Run **21**
 Wicket **3**
 Wide **2**
 No Ball **2**
 Econ. **2.1**

Vaughan Robertson



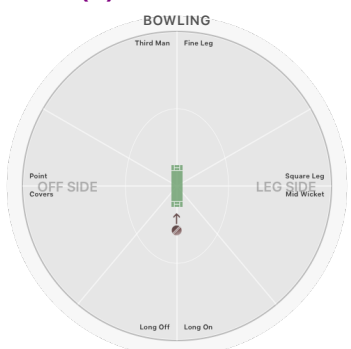
BATTING STATS.

Runs **11**
 Balls **22**
 0s **14**
 1s **6**
 2s **1**
 3s **1**
 4s
 5s
 6s
 SR **50.0**

BOWLING STATS.

Over **6.0**
 Maiden **4**
 Run **5**
 Wicket **1**
 Wide **1**
 No Ball
 Econ. **0.8**

Gerrad Walsh (c)



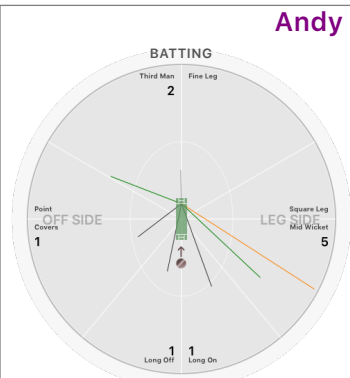
BOWLING STATS.

Over **1.1**
 Maiden **1**
 Run **1**
 Wicket **1**
 Wide
 No Ball
 Econ.

Royal Household CC vs London New Zealand

Royal Household CC

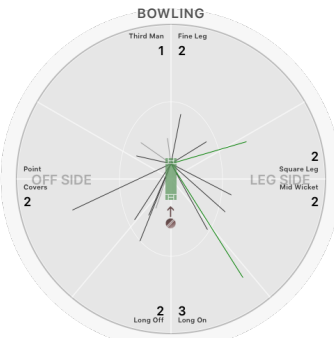
Andy Crofts



BATTING STATS.

Runs **10**
 Balls **30**
 0s **24**
 1s **3**
 2s **2**
 3s **1**
 4s
 5s
 6s
 SR **33.3**

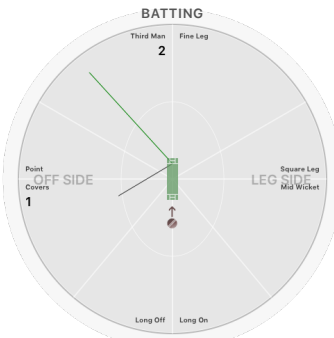
BOWLING



BOWLING STATS.

Over **12.0**
 Maiden **4**
 Run **15**
 Wicket **3**
 Wide **1**
 No Ball
 Econ. **1.2**

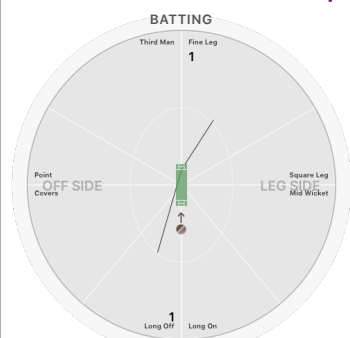
Tom Skirrow



BATTING STATS.

Runs **3**
 Balls **7**
 0s **5**
 1s **1**
 2s **1**
 3s
 4s
 5s
 6s
 SR **42.9**

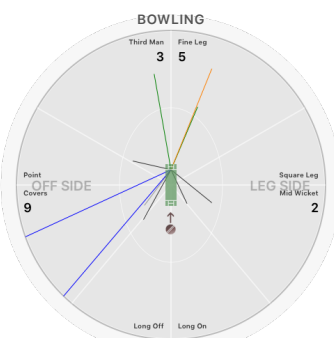
Christopher Moore



BATTING STATS.

Runs **2**
 Balls **20**
 0s **18**
 1s **2**
 2s
 3s
 4s
 5s
 6s
 SR **10.0**

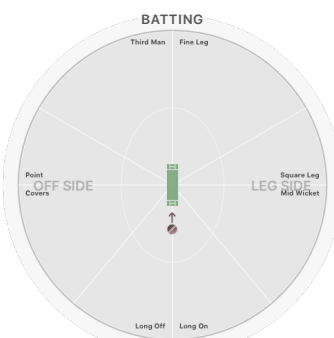
BOWLING



BOWLING STATS.

Over **7.0**
 Maiden **2**
 Run **20**
 Wicket **1**
 Wide **1**
 No Ball
 Econ. **2.9**

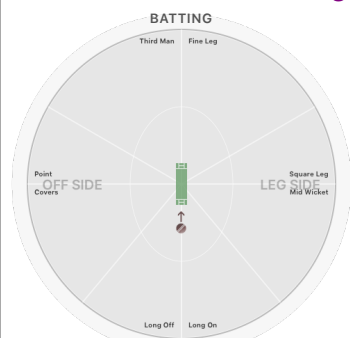
Nathan Gee (wk)



BATTING STATS.

Runs
 Balls **1**
 0s **1**
 1s
 2s
 3s
 4s
 5s
 6s
 SR

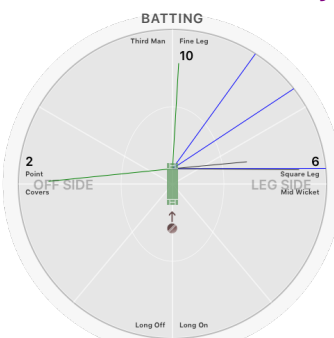
Craig Burns



BATTING STATS.

Runs
 Balls **4**
 0s **4**
 1s
 2s
 3s
 4s
 5s
 6s
 SR

Gary Jones



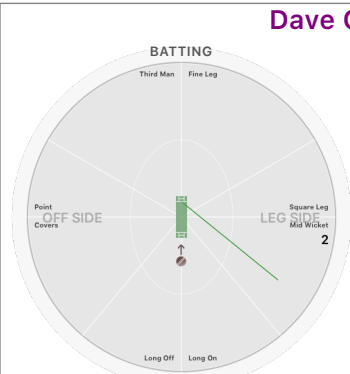
BATTING STATS.

Runs **18**
 Balls **53**
 0s **46**
 1s **2**
 2s **2**
 3s
 4s **3**
 5s
 6s
 SR **34.0**

Royal Household CC vs London New Zealand

Royal Household CC

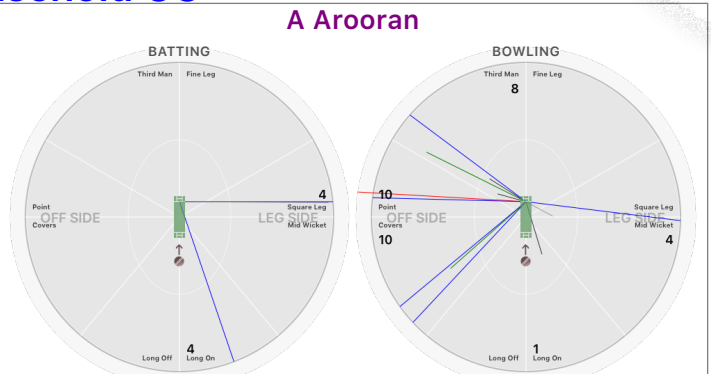
Dave Gander



BATTING STATS.

Runs 2
 Balls 15
 0s 14
 1s
 2s 1
 3s
 4s
 5s
 6s
 SR 13.3

A Arooran



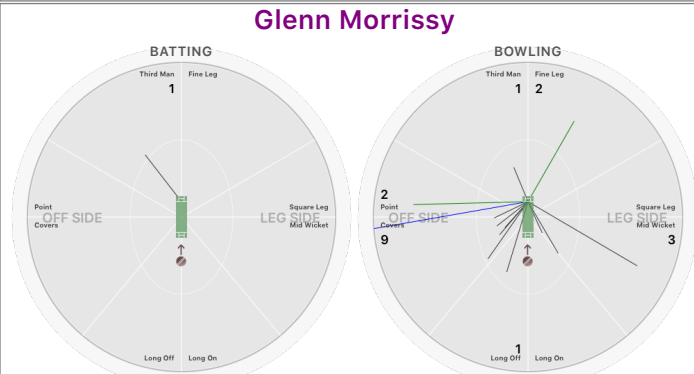
BATTING STATS.

Runs 8
 Balls 24
 0s 22
 1s
 2s
 3s
 4s 2
 5s
 6s
 SR 33.3

BOWLING STATS.

Over 7.0
 Maiden
 Run 35
 Wicket 1
 Wide 2
 No Ball
 Econ. 5.0

Glenn Morrissy



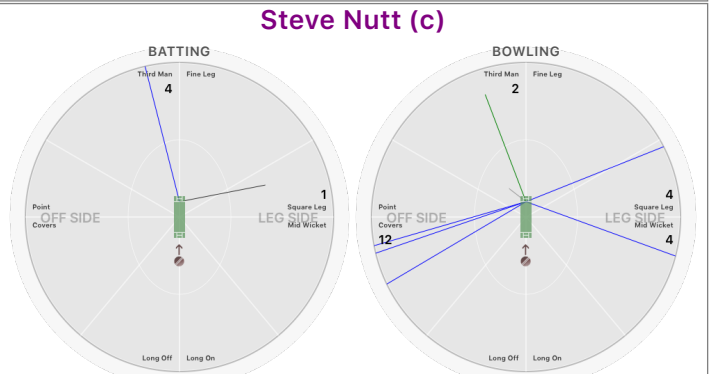
BATTING STATS.

Runs 1
 Balls 4
 0s 3
 1s 1
 2s
 3s
 4s
 5s
 6s
 SR 25.0

BOWLING STATS.

Over 11.0
 Maiden 4
 Run 19
 Wicket 2
 Wide
 No Ball 1
 Econ. 1.7

Steve Nutt (c)



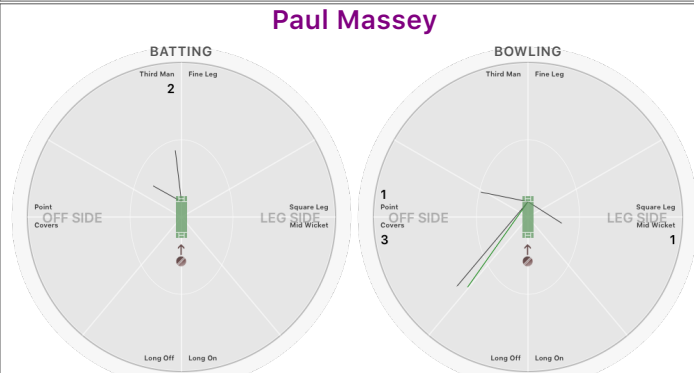
BATTING STATS.

Runs 5
 Balls 36
 0s 34
 1s 1
 2s
 3s
 4s 1
 5s
 6s
 SR 13.9

BOWLING STATS.

Over 4.0
 Maiden 1
 Run 22
 Wicket 2
 Wide
 No Ball
 Econ. 5.5

Paul Massey



BATTING STATS.

Runs 2
 Balls 20
 0s 18
 1s 2
 2s
 3s
 4s
 5s
 6s
 SR 10.0

BOWLING STATS.

Over 5.0
 Maiden 3
 Run 5
 Wicket
 Wide
 No Ball
 Econ. 1.0