

Follies Farm Old Spots CC vs London New Zealand

on

Saturday 01 June 2019

at

scored by
match umpire(s)
match referee(s)
player of the match

Follies Farm Old Spots CC won by 8 wickets

Team **Follies Farm Old Spots CC**
Score **204 for 2**
Overs **26.5**
Players **Tindall FFOSCC**
Scudamore FFOSCC
James parsons
Bridgwood FFOSCC
Henry Grant FFOSC
Guy Gibson FFOSCC
Dave Rolland FFOSC
Ben Griffiths FFOSC
Lawes FFOSCC
Barson FFOSCC
Tebbitt FFOSCC

Team **London New Zealand**
Score **203 for 10**
Overs **37.2**
Players **Tim Barringer**
Peter Bellamy
Josh Wright (wk)
Sam Harding
George Burdon
Vance Thompson
Andrew Barkle
Gerard Walsh
Ben Walsh
Guy Walsh
Fletcher Gibson LNZ

Follies Farm Old Spots CC vs London New Zealand

London New Zealand INNINGS

Venue

Toss won by: Follies Farm Old Spots CC

Sat 01-Jun-2019

| BATSMAN | RUNS | HOW OUT | R | B | M | 0s | 1s | 2s | 3s | 4s | 5s | 6s | SS | SR |
|-------------------------|---|--|---------------------------------|----|----|-------|----|----|-----|----|----|------|-----|-------|
| 1 Tim Barringer | ..4..2..3.....41.6...1.11.....W | b Dave Rolland FFOSC | 23 | 32 | 36 | 23 | 4 | 1 | 1 | 2 | | 1 | 28% | 71.9 |
| 2 Peter Bellamy | ..21.224...4.W | b Henry Grant FFOSC | 15 | 14 | 12 | 8 | 1 | 3 | | 2 | | | 43% | 107.1 |
| 3 Josh Wright (wk) | ..211..1.W | b Henry Grant FFOSC | 5 | 9 | 12 | 5 | 3 | 1 | | | | | 44% | 55.6 |
| 4 Sam Harding |1.1..4.W | c & b Henry Grant FFOSC | 6 | 14 | 12 | 11 | 2 | | | 1 | | | 21% | 42.9 |
| 5 George Burdon |44.....21...1..41.1W | lbw b Lawes FFOSCC | 18 | 30 | 35 | 22 | 4 | 1 | | 3 | | | 27% | 60.0 |
| 6 Vance Thompson (I HB) | ...2.1.1...1.4.11.441..1.11414.1.....1.112.411124.1..6.121W | lbw b Ben Griffiths FFOSC | 62 | 62 | 63 | 30 | 20 | 4 | | 7 | | 1 | 52% | 100.0 |
| 7 Andrew Barkle | ..41.1..W | c Tebbitt FFOSCC b Ben Griffiths FFOSC | 6 | 9 | 40 | 6 | 2 | | | 1 | | | 33% | 66.7 |
| 8 Gerard Walsh | ..11.2114111W | c Barson FFOSCC b Tebbitt FFOSCC | 13 | 12 | 10 | 3 | 7 | 1 | | 1 | | | 75% | 108.3 |
| 9 Ben Walsh | ..1.12.412..44..14...11W | c Dave Rolland FFOSC b Ben Griffiths FFOSC | 26 | 24 | 31 | 12 | 6 | 2 | | 4 | | | 50% | 108.3 |
| 10 Guy Walsh | 4.....1.1.W | b Ben Griffiths FFOSC | 6 | 13 | 12 | 10 | 2 | | | 1 | | | 23% | 46.2 |
| 11 Fletcher Gibson LNZ | 1..1.. | not out | 2 | 6 | 3 | 4 | 2 | | | | | | 33% | 33.3 |
| 37.2 OVERS | | | EXTRAS: 21 (4wd 1nb 6lb 10b 0p) | | | TOTAL | | | 203 | | | RUNS | | |

| FOW | 1 | 2 | 3 | 4 | 5 | 6 | 7 | 8 | 9 | 10 |
|--------|---------------|-------------|---------------|-------------|---------------|--------------|----------------|---------------|-----------|-----------|
| SCORE | 31 | 49 | 59 | 59 | 117 | 142 | 180 | 193 | 199 | 203 |
| OUT | Peter Bellamy | Josh Wright | Tim Barringer | Sam Harding | George Burdon | Gerard Walsh | Vance Thompson | Andrew Barkle | Ben Walsh | Guy Walsh |
| OVER | 3.5 | 7.2 | 10.6 | 11.2 | 21.5 | 26.5 | 31.1 | 33.3 | 35.1 | 37.2 |
| P'SHIP | 31 | 18 | 10 | 0 | 58 | 25 | 38 | 13 | 6 | 4 |

| BOWLER | 1 | 2 | 3 | 4 | 5 | 6 | 7 | 8 | 9 | 10 | 11 | 12 | 13 | 14 | 15 | O | M | R | W | WD | NB | ECON |
|---------------------|----|----|----|---|----|---|----|---|---|----|----|----|----|----|----|-----|---|----|---|----|----|-------|
| Dave Rolland FFOSC | 3 | 8 | | 1 | 2 | 1 | 6 | 1 | | | | | | | | 8 | 2 | 21 | 1 | | | 2.62 |
| Henry Grant FFOSC | 6 | 7 | 15 | 1 | 6 | 1 | | | | | | | | | | 6 | 1 | 37 | 3 | 1 | 1 | 6.17 |
| Tebbitt FFOSCC | | 9 | 6 | 4 | 14 | | 6 | 4 | | | | | | | | 8 | 2 | 43 | 1 | | | 5.38 |
| Lawes FFOSCC | 3 | 1 | 9 | 3 | 2 | 3 | 12 | 8 | | | | | | | | 8 | | 41 | 1 | | | 5.12 |
| Guy Gibson FFOSCC | 8 | 10 | | | | | | | | | | | | | | 2 | | 20 | | 2 | | 10.00 |
| Ben Griffiths FFOSC | 10 | 5 | 5 | 2 | 1 | | | | | | | | | | | 4.2 | | 23 | 4 | 1 | | 5.52 |
| Barson FFOSCC | 2 | | | | | | | | | | | | | | | 1 | | 2 | | | | 2.00 |

Follies Farm Old Spots CC vs London New Zealand

Follies Farm Old Spots CC INNINGS

Venue

Toss won by: Follies Farm Old Spots CC

Sat 01-Jun-2019

| BATSMAN | RUNS | HOW OUT | R | B | M | 0s | 1s | 2s | 3s | 4s | 5s | 6s | SS | SR |
|------------------------|--|-------------------|-------------------------------|----|----|-------|----|----|-----|----|----|------|-------|-------|
| 1 Tindall FFOSCC | 341.....111.2614.41..64221.424..1121..6.1.1.141.4.266..1. 1...4.4 | retired (not out) | 101 | 62 | 81 | 24 | 16 | 6 | 1 | 10 | 5 | 61% | 162.9 | |
| 2 Scudamore FFOSCC | .4.....4.....4W | b Guy Walsh | 12 | 17 | 12 | 14 | | | | 3 | | | 18% | 70.6 |
| 3 James parsons |2...1.4.....4.4.114..W | b Vance Thompson | 21 | 27 | 30 | 19 | 3 | 1 | | 4 | | | 30% | 77.8 |
| 4 Bridgwood FFOSCC | 4.....1114.....114.4.....1.144..44..4..4 | not out | 47 | 44 | 49 | 27 | 7 | | | 10 | | | 39% | 106.8 |
| 5 Henry Grant FFOSCC | ...1414...6.. | not out | 16 | 12 | 12 | 7 | 2 | | | 2 | 1 | 42% | 133.3 | |
| 6 Guy Gibson FFOSCC | | | | | | | | | | | | | | |
| 7 Dave Rolland FFOSCC | | | | | | | | | | | | | | |
| 8 Ben Griffiths FFOSCC | | | | | | | | | | | | | | |
| 9 Lawes FFOSCC | | | | | | | | | | | | | | |
| 10 Barson FFOSCC | | | | | | | | | | | | | | |
| 11 Tebbitt FFOSCC | | | | | | | | | | | | | | |
| 26.5 OVERS | | | EXTRAS: 7 (6wd 0nb 1lb 0b 0p) | | | TOTAL | | | 204 | | | RUNS | | |

| FOW | 1 | 2 | 3 | 4 | 5 | 6 | 7 | 8 | 9 | 10 |
|--------|------------------|---------------|---|---|---|---|---|---|---|----|
| SCORE | 23 | 94 | | | | | | | | |
| OUT | Scudamore FFOSCC | James parsons | | | | | | | | |
| OVER | 4.2 | 12.6 | | | | | | | | |
| P'SHIP | 23 | 71 | | | | | | | | |

| BOWLER | 1 | 2 | 3 | 4 | 5 | 6 | 7 | 8 | 9 | 10 | 11 | 12 | 13 | 14 | 15 | O | M | R | W | WD | NB | ECON |
|--------------------|----|----|----|----|---|---|---|---|---|----|----|----|----|----|----|-----|---|----|---|----|----|-------|
| Guy Walsh | 7 | 5 | 1 | 9 | 4 | | | | | | | | | | | 5 | | 26 | 1 | | | 5.20 |
| Andrew Barkle (OB) | 5 | 5 | 11 | | | | | | | | | | | | | 3 | | 21 | | | | 7.00 |
| Gerard Walsh (RM) | 11 | 9 | 8 | 10 | | | | | | | | | | | | 4 | | 41 | | 3 | | 10.25 |
| Vance Thompson | 10 | 7 | 1 | 8 | 4 | 8 | 1 | | | | | | | | | 7 | | 40 | 1 | 1 | | 5.71 |
| Peter Bellamy | 2 | 18 | 4 | | | | | | | | | | | | | 3 | | 25 | | 1 | | 8.33 |
| Josh Wright (wk) | 8 | 10 | 10 | | | | | | | | | | | | | 3 | | 29 | | 1 | | 9.67 |
| Ben Walsh (RM) | 13 | 8 | | | | | | | | | | | | | | 1.5 | | 21 | | | | 11.45 |

Follies Farm Old Spots CC vs London New Zealand

London New Zealand INNINGS

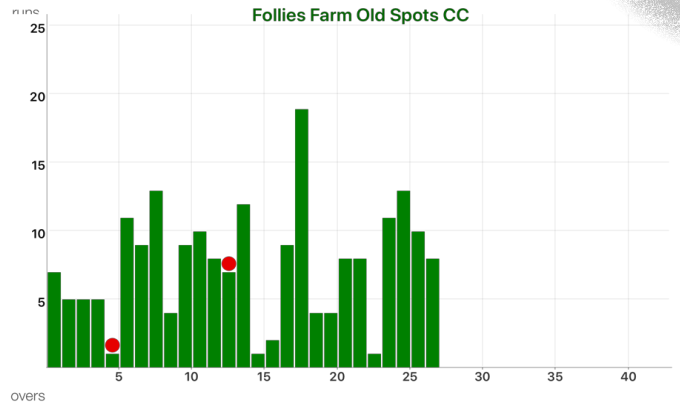
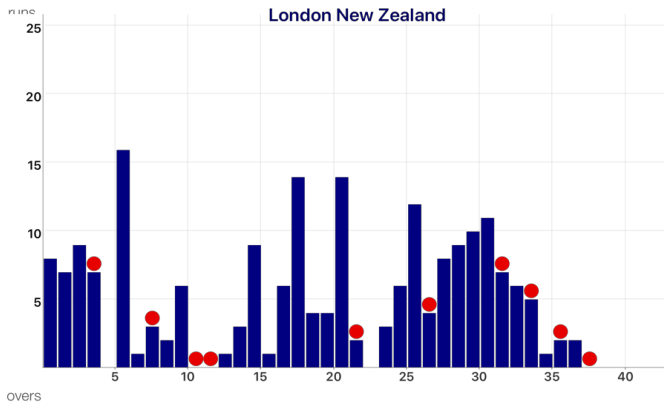
| O | RUNS | WKT | BOWLER | BALL BY BALL |
|----|------|-----|--------------------|-------------------|
| 1 | 8 | 0 | Dave Rolland | 4lb . 2 1 1lb . |
| 2 | 15 | 0 | Henry Grant FFOSC | . 4 . . 2 1by |
| 3 | 24 | 0 | Dave Rolland | 1lb 2 2 4 . . |
| 4 | 31 | 1 | Henry Grant FFOSC3 | . 4 . W . |
| 5 | 31 | 1 | Dave Rolland | |
| 6 | 47 | 1 | Henry Grant FFOSC2 | 1nb-1 4 1 1 . 6 |
| 7 | 48 | 1 | Dave Rolland | . . 1 . . . |
| 8 | 51 | 2 | Henry Grant FFOSC1 | wd . W 1by 1 . . |
| 9 | 53 | 2 | Dave Rolland | . 1 . . . 1 |
| 10 | 59 | 2 | Henry Grant FFOSC | . 1 1 . . 4 |
| 11 | 59 | 3 | Dave Rolland | W |
| 12 | 59 | 4 | Henry Grant FFOSC | . W |
| 13 | 60 | 4 | Tebbitt FFOSCC | 1by |
| 14 | 63 | 4 | Lawes FFOSCC | . . 2 . 1 . |
| 15 | 72 | 4 | Tebbitt FFOSCC | . 1 . 4 4 . |
| 16 | 73 | 4 | Lawes FFOSCC | 1 . |
| 17 | 79 | 4 | Tebbitt FFOSCC | . 4 . 1 . 1 |
| 18 | 93 | 4 | Lawes FFOSCC | 1by . 4 4 1 4by |
| 19 | 97 | 4 | Tebbitt FFOSCC | . . 1 2 1 . |
| 20 | 101 | 4 | Lawes FFOSCC | . . 1 1 1by 1 |
| 21 | 115 | 4 | Tebbitt FFOSCC | 4 1 . 4 1 4 |
| 22 | 117 | 5 | Lawes FFOSCC | . 1 . 1 W . |
| 23 | 117 | 5 | Tebbitt FFOSCC | |
| 24 | 120 | 5 | Lawes FFOSCC | . 1 . 1 1 . |
| 25 | 126 | 5 | Tebbitt FFOSCC | . 2 1 1 1 1 |
| 26 | 138 | 5 | Lawes FFOSCC | 2 . 4 1 4 1 |
| 27 | 142 | 6 | Tebbitt FFOSCC | 1 1 1 1 W . |
| 28 | 150 | 6 | Lawes FFOSCC | 2 4 . 1 1 . |
| 29 | 159 | 6 | Guy Gibson | . 1 1wd . 6 . 1 |
| 30 | 169 | 6 | Ben Griffiths | 2 1 2 . 4 1 |
| 31 | 180 | 6 | Guy Gibson | 2 . 1wd . 4 4 . |
| 32 | 187 | 7 | Ben Griffiths | W 1wd . 4 1 1by . |
| 33 | 193 | 7 | Dave Rolland | 1 1 4 . . . |
| 34 | 198 | 8 | Ben Griffiths | . . W . 1 4 |
| 35 | 199 | 8 | Dave Rolland | 1 |
| 36 | 201 | 9 | Ben Griffiths | W . . 1 1 . |
| 37 | 203 | 9 | Barson FFOSCC | . . 1 1 . . |
| 38 | 203 | 10 | Ben Griffiths | . W |

Follies Farm Old Spots CC INNINGS

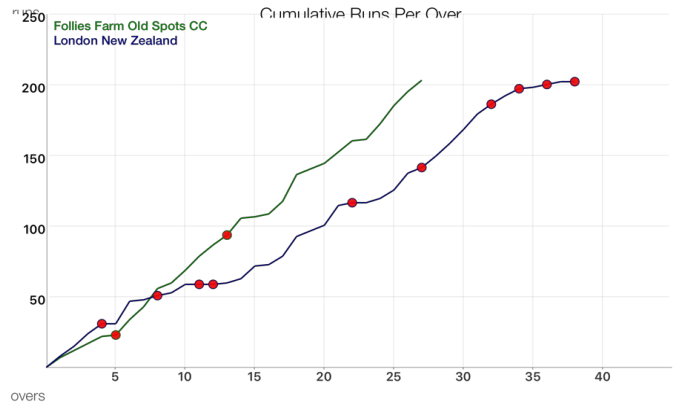
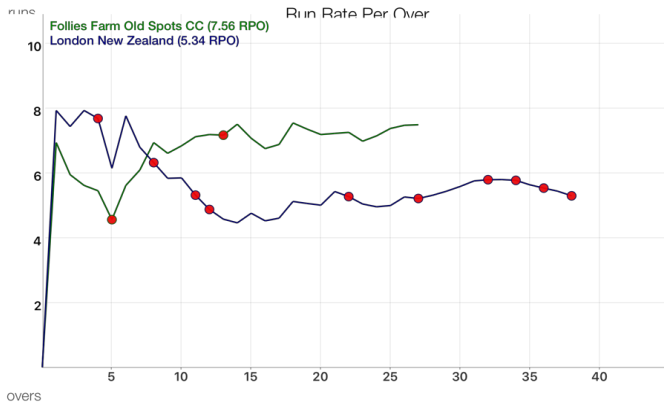
| O | RUNS | WKT | BOWLER | BALL BY BALL |
|----|------|-----|----------------|-------------------|
| 1 | 7 | 0 | Guy Walsh | 3 . 4 . . . |
| 2 | 12 | 0 | Andrew Barkle | 4 1 |
| 3 | 17 | 0 | Guy Walsh | . . . 1 4 . |
| 4 | 22 | 0 | Andrew Barkle | 1 . . . 4 |
| 5 | 23 | 1 | Guy Walsh | 1 W |
| 6 | 34 | 1 | Andrew Barkle | . 2 6 1 . 2 |
| 7 | 43 | 1 | Guy Walsh | 4 . 4 1 . . |
| 8 | 56 | 1 | Gerard Walsh | . 2wd . 1 . 6 4 |
| 9 | 60 | 1 | Guy Walsh | . 4 |
| 10 | 69 | 1 | Gerard Walsh | 2 2 1 . 4 . |
| 11 | 79 | 1 | Vance Thompson | . 4 2 4 . . |
| 12 | 87 | 1 | Gerard Walsh | 4 . 1 1 1 1 |
| 13 | 94 | 2 | Vance Thompson | 2 1 4 . . W |
| 14 | 106 | 2 | Gerard Walsh | . . 6 1lb 1wd 4 . |
| 15 | 107 | 2 | Vance Thompson | 1 |
| 16 | 109 | 2 | Peter Bellamy | . 1 . . . 1 |
| 17 | 118 | 2 | Vance Thompson | 1 . 1 1wd 1 4 1 |
| 18 | 137 | 2 | Peter Bellamy | . 1wd 4 . 2 6 6 |
| 19 | 141 | 2 | Vance Thompson | 4 |
| 20 | 145 | 2 | Peter Bellamy | . . 1 1 . 1 1 |
| 21 | 153 | 2 | Vance Thompson | 4 . 4 . . . |
| 22 | 161 | 2 | Josh Wright | . . . 4 . 4 |
| 23 | 162 | 2 | Vance Thompson | . . 1 . . . |
| 24 | 173 | 2 | Josh Wright | . 1 1wd 1 4 4 . |
| 25 | 186 | 2 | Ben Walsh | 4 1 . 4 4 . |
| 26 | 196 | 2 | Josh Wright | 4 . . 6 . . |
| 27 | 204 | 2 | Ben Walsh | . 4 . . 4 |

Follies Farm Old Spots CC vs London New Zealand

Manhattan



WORM



Follies Farm Old Spots CC vs London New Zealand

Batsmans Stats.

| BATSMAN | TEAM | R | B | MIN | 4s | 6s | SR | SS | N/O | 50s | 100s |
|------------------------|---------------------------|-----|----|-----|----|----|-------|-------|-----|-----|------|
| 1 Tindall FFOSCC | Follies Farm Old Spots CC | 101 | 62 | 81 | 10 | 5 | 162.9 | 59.7% | 1 | | 1 |
| 2 Vance Thompson | London New Zealand | 62 | 62 | 63 | 7 | 1 | 100.0 | 51.6% | | 1 | |
| 3 Bridgwood FFOSCC | Follies Farm Old Spots CC | 47 | 44 | 49 | 10 | | 106.8 | 38.6% | 1 | | |
| 4 Ben Walsh | London New Zealand | 26 | 24 | 31 | 4 | | 108.3 | 50.0% | | | |
| 5 Tim Barringer | London New Zealand | 23 | 32 | 36 | 2 | 1 | 71.9 | 28.1% | | | |
| 6 James parsons | Follies Farm Old Spots CC | 21 | 27 | 30 | 4 | | 77.8 | 29.6% | | | |
| 7 George Burdon | London New Zealand | 18 | 30 | 35 | 3 | | 60.0 | 26.7% | | | |
| 8 Henry Grant FFOSC | Follies Farm Old Spots CC | 16 | 12 | 12 | 2 | 1 | 133.3 | 41.7% | 1 | | |
| 9 Peter Bellamy | London New Zealand | 15 | 14 | 12 | 2 | | 107.1 | 42.9% | | | |
| 10 Gerard Walsh | London New Zealand | 13 | 12 | 10 | 1 | | 108.3 | 75.0% | | | |
| 11 Scudamore FFOSCC | Follies Farm Old Spots CC | 12 | 17 | 12 | 3 | | 70.6 | 17.6% | | | |
| 12 Andrew Barkle | London New Zealand | 6 | 9 | 40 | 1 | | 66.7 | 33.3% | | | |
| 13 Guy Walsh | London New Zealand | 6 | 13 | 12 | 1 | | 46.2 | 23.1% | | | |
| 14 Sam Harding | London New Zealand | 6 | 14 | 12 | 1 | | 42.9 | 21.4% | | | |
| 15 Josh Wright | London New Zealand | 5 | 9 | 12 | | | 55.6 | 44.4% | | | |
| 16 Fletcher Gibson LNZ | London New Zealand | 2 | 6 | 3 | | | 33.3 | 33.3% | 1 | | |

Bowlers Stats.

| BOWLER | TEAM | W | R | O | M | B | WD | NB | CT | ST | ECON | AVG | SR |
|-----------------------|---------------------------|---|----|-----|---|----|----|----|----|----|-------|-------|-------|
| 1 Ben Griffiths FFOSC | Follies Farm Old Spots CC | 4 | 23 | 4.2 | | 26 | 1 | | | | 5.31 | 5.75 | 6.50 |
| 2 Henry Grant FFOSC | Follies Farm Old Spots CC | 3 | 37 | 6.0 | 1 | 36 | 1 | 1 | 1 | | 6.17 | 12.33 | 12.00 |
| 3 Dave Rolland FFOSC | Follies Farm Old Spots CC | 1 | 21 | 8.0 | 2 | 48 | | | | 1 | 2.62 | 21.00 | 48.00 |
| 4 Guy Walsh | London New Zealand | 1 | 26 | 5.0 | | 30 | | | | | 5.20 | 26.00 | 30.00 |
| 5 Vance Thompson | London New Zealand | 1 | 40 | 7.0 | | 42 | 1 | | | | 5.71 | 40.00 | 42.00 |
| 6 Lawes FFOSCC | Follies Farm Old Spots CC | 1 | 41 | 8.0 | | 48 | | | | | 5.12 | 41.00 | 48.00 |
| 7 Tebbitt FFOSCC | Follies Farm Old Spots CC | 1 | 43 | 8.0 | 2 | 48 | | | | 1 | 5.38 | 43.00 | 48.00 |
| 8 Barson FFOSCC | Follies Farm Old Spots CC | | 2 | 1.0 | | 6 | | | | 1 | 2.00 | | |
| 9 Guy Gibson FFOSCC | Follies Farm Old Spots CC | | 20 | 2.0 | | 12 | 2 | | | | 10.00 | | |
| 10 Andrew Barkle | London New Zealand | | 21 | 3.0 | | 18 | | | | | 7.00 | | |
| 11 Ben Walsh | London New Zealand | | 21 | 1.5 | | 11 | | | | | 11.45 | | |
| 12 Peter Bellamy | London New Zealand | | 25 | 3.0 | | 19 | 1 | | | | 8.33 | | |
| 13 Josh Wright | London New Zealand | | 29 | 3.0 | | 18 | 1 | | | | 9.67 | | |
| 14 Gerard Walsh | London New Zealand | | 41 | 4.0 | | 24 | 3 | | | | 10.25 | | |